

## Dashboard Contents

### School Demographics

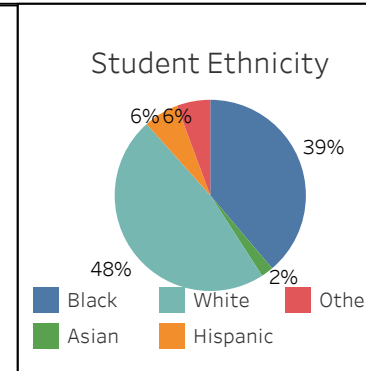
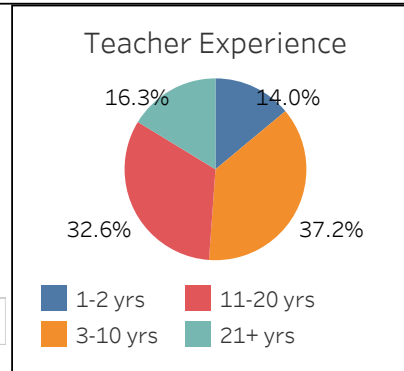
- Student demographics relate to end-of-year for the 2015-16 school year
- Teacher experience relates to teachers at the school in fall 2016

Board-Established Expectation for Student Achievement Results	Measure and Time Frame
<b>Academic Achievement – Elementary and Middle Schools</b>	
<ul style="list-style-type: none"> <li>• Kindergarten Readiness</li> </ul>	<ul style="list-style-type: none"> <li>• Reading: DRA2 text level in spring 2016</li> <li>• Math: percent above 60<sup>th</sup> percentile in spring 2016 on MAP</li> </ul>
<ul style="list-style-type: none"> <li>• Student Growth                             <ul style="list-style-type: none"> <li>• Overall</li> <li>• By ethnicity</li> </ul> </li> </ul>	<ul style="list-style-type: none"> <li>• Reading and Math MAP results fall 2015 to spring 2016                             <ul style="list-style-type: none"> <li>• For students beginning at or below 40<sup>th</sup> percentile: percent making 1.5 year’s growth</li> <li>• For students beginning above 40<sup>th</sup> percentile: percent making 1.0 year’s growth</li> </ul> </li> </ul>
<ul style="list-style-type: none"> <li>• Proficiency</li> </ul>	<ul style="list-style-type: none"> <li>• Progress in Reading and Math toward College and Career Ready pathways: Fall 2016 MAP results</li> <li>• SC READY ELA and Math: percent scoring Meets or Exceeds in spring 2016</li> <li>• SCPASS Science and Social Studies: percent scoring Met or Exemplary in spring 2016</li> <li>• End-of-course: percent of middle school students scoring C or higher on algebra, biology, or English gateway course assessments during 2015-16</li> </ul>
<b>Academic Achievement – High Schools</b>	
<ul style="list-style-type: none"> <li>• Proficiency                             <ul style="list-style-type: none"> <li>• Overall</li> <li>• By ethnicity</li> </ul> </li> </ul>	<ul style="list-style-type: none"> <li>• ACT (11<sup>th</sup> grade): average score by subject and for composite in spring 2016</li> <li>• ACT (11<sup>th</sup> grade): percent meeting ACT-established benchmarks by subject in spring 2016</li> <li>• ACT (11<sup>th</sup> grade): percent meeting CCSD-established benchmarks for college readiness pathways</li> <li>• SAT (2016 graduating seniors): average score in Critical Reading, Math, and Writing</li> <li>• End-of-course: percent scoring C or higher on algebra, biology, English, and US History gateway course assessments during 2015-16</li> <li>• AccuPlacer and ASVAB: not currently available</li> <li>• Graduation rate: on-time, four-year graduation rate for 2016</li> </ul>
<b>Contribution to the Well-being of the Community</b>	
<ul style="list-style-type: none"> <li>• Positive Relationships with Individuals and Groups</li> </ul>	<ul style="list-style-type: none"> <li>• Citizenship Factors                             <ul style="list-style-type: none"> <li>• Students without referrals: percent of students with no discipline referrals during 2015-16</li> <li>• Suspensions: percent of students with out-of-school suspensions during 2015-16</li> <li>• Retentions: percent of elementary / middle school students repeating a grade in 2015-16</li> </ul> </li> <li>• Participation in extracurricular activities (high school) during 2015-16</li> </ul>
<b>Understanding Political and Governmental Foundations</b>	<ul style="list-style-type: none"> <li>• US Citizenship test: percent passing (not currently available)</li> </ul>
<b>Life and Career Characteristics</b>	
<ul style="list-style-type: none"> <li>• Strong Work Ethic</li> <li>• College and Career Readiness</li> </ul>	<ul style="list-style-type: none"> <li>• AP, CTE, Dual Credit course enrollment: number of high school students enrolled during 2015-16</li> <li>• CTE Completers: # students who earned all required units (at least 4) in a state-recognized CTE program</li> <li>• AP Results: percent of Advanced Placement (AP) tests with scores of 3 or higher</li> </ul>
<ul style="list-style-type: none"> <li>• Technological Fluency</li> </ul>	<ul style="list-style-type: none"> <li>• School’s CASE score from BrightBytes survey in fall 2016: proficiency level on the 4 C’s measured through a technology survey (Communication, Collaboration, Critical Thinking, and Creativity)</li> </ul>

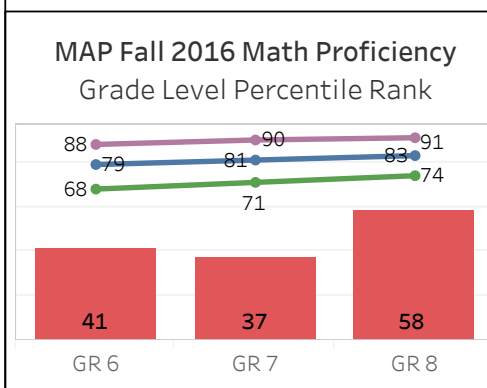
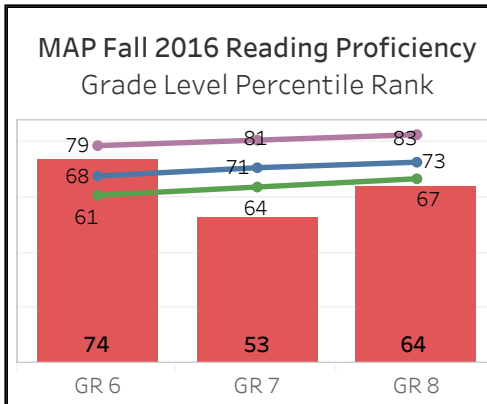
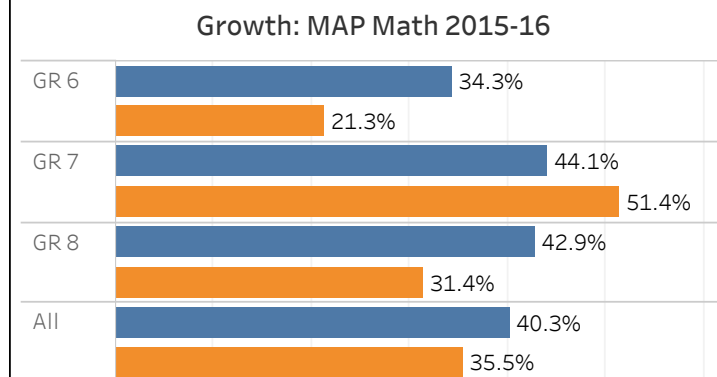
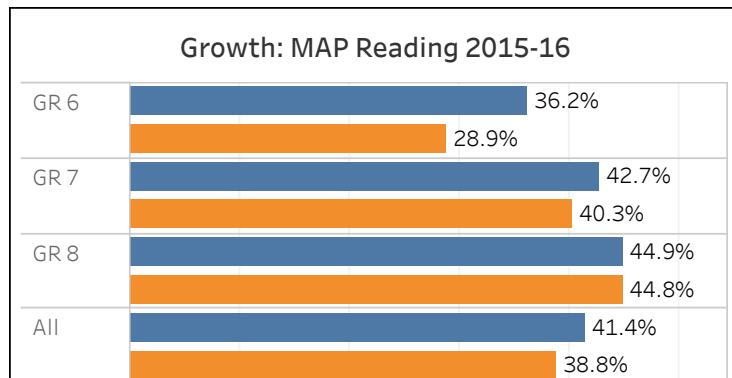
# C. E. Williams Middle School for Creative and Scientific Arts

## SCHOOL DEMOGRAPHICS


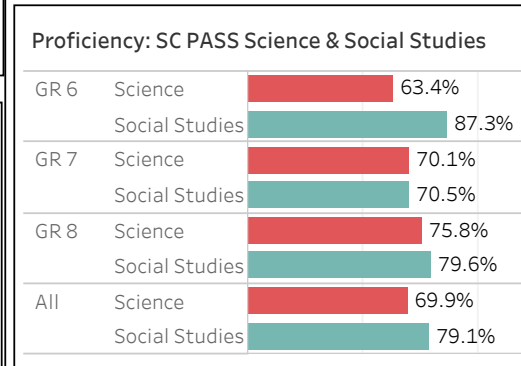

Total 2015-16 Enrollment	% Overage by 1 or more years	% Special Education	% Plan 504	Poverty Index
621	12.1%	10.8%	6.4%	53.5
% Gifted Academic	% Gifted Artistic	% English Language Learner	% Arts Participation/ Enrollment	
16.3%	17.9%	6.3%	82.0%	



## ACADEMIC ACHIEVEMENT



**Green:** Community College w/o Remediation, ACT 22+ (ex: Trident Tech)  
**Blue:** Mid-Level College, ACT 24+, LIFE (ex: USC)  
**Purple:** Upper-Level College, ACT 27+, Palmetto Fellows (ex: Furman)



# C. E. Williams Middle School for Creative and Scientific Arts

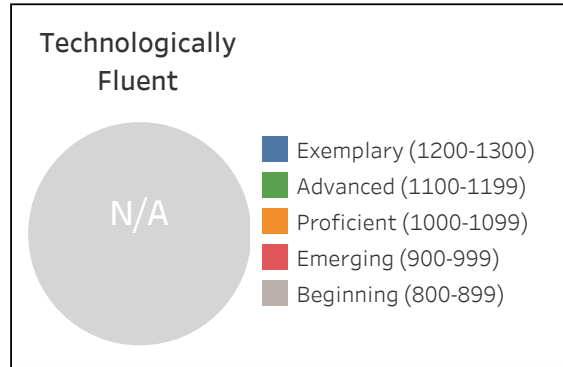
## RESULTS BY ETHNICITY

Results for Students with MAP Fall 2015 Scores of:

		Above 40th Percentile Percent Met 1.0 Year Growth				At or Below 40th Percentile Percent Met 1.5 Year Growth					
		Black	White	Hispanic	Other			Black	White	Hispanic	Other
GR 6	Math	25.6%	40.3%	18.2%	45.5%	GR 6	Math	17.1%	31.8%	0.0%	0.0%
	Reading	27.5%	42.9%	27.3%	27.3%	GR 6	Reading	33.3%	25.0%	33.3%	--
GR 7	Math	41.7%	45.8%	33.3%	37.5%	GR 7	Math	51.1%	63.2%	0.0%	0.0%
	Reading	36.4%	41.8%	44.4%	62.5%	GR 7	Reading	39.0%	44.4%	0.0%	100.0%
GR 8	Math	24.4%	47.8%	44.4%	54.5%	GR 8	Math	25.0%	58.3%	0.0%	33.3%
	Reading	46.2%	41.5%	60.0%	53.8%	GR 8	Reading	39.4%	57.1%	0.0%	100.0%
All	Math	30.0%	44.9%	31.0%	46.7%	All	Math	33.3%	49.1%	0.0%	25.0%
	Reading	35.8%	42.0%	43.3%	46.9%	All	Reading	37.8%	43.6%	16.7%	100.0%

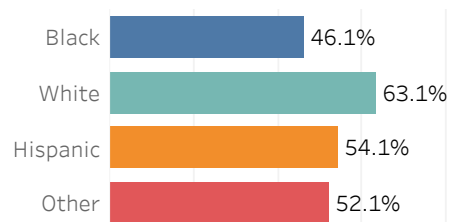
### STUDENT ENGAGEMENT

% Students in Extracurriculars  
(not currently available)

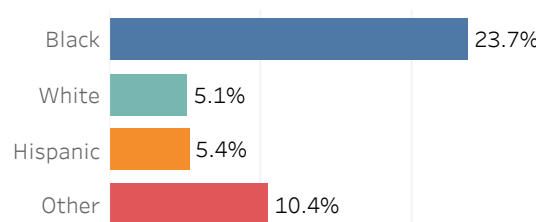


### CITIZENSHIP FACTORS

Students with No Referrals



Out of School Suspensions



Student Retentions

