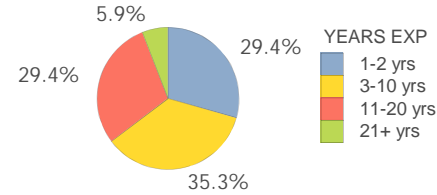


# Jerry Zucker Middle School Science

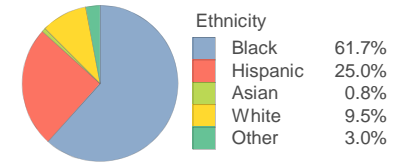
## SCHOOL DEMOGRAPHICS

Total 2016-17 Enrollment	Poverty Index	Gifted Academic	% Arts Participation/Enrollment	
507	81.9	7.9%	49.1%	
Student Retentions	% Overage by 1 or more years	% English Lang. Learner	% Special Education	% Plan 504
4.7%	17.0%	22.5%	18.1%	1.8%

## Teacher Experience

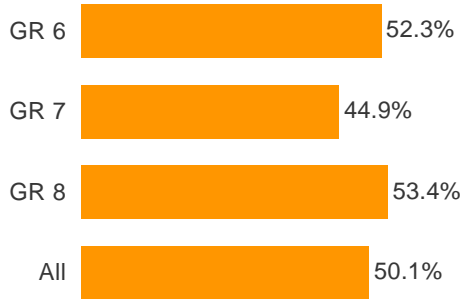


## Student Ethnicity



## Percent of Students Meeting or Exceeding 1.0 Year Growth

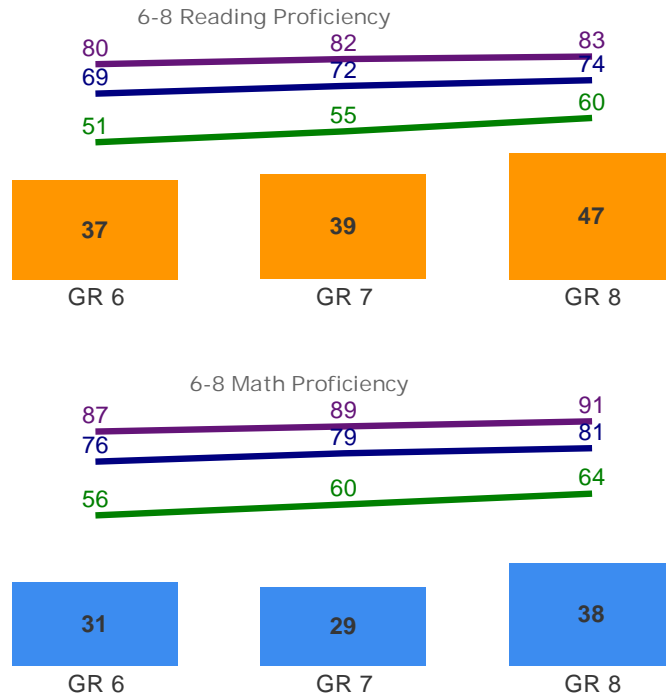
MAP Reading 2016-17



MAP Math 2016-17




## MAP Spring 2017 Median Student Percentile Rank

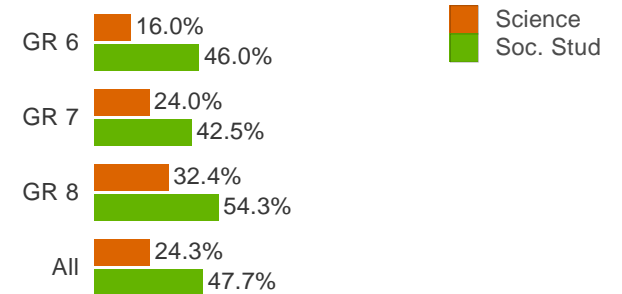


Green: Percentile that predicts College/Career Ready (ACT 20)  
 Blue: Percentile that predicts LIFE Scholarship (ACT 24)  
 Purple: Percentile that predicts Palmetto Fellows Scholarship (ACT 27)

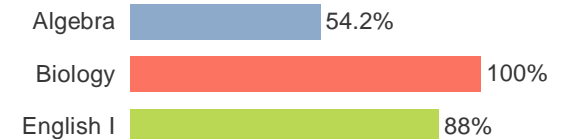
## Proficiency: 2017 SC READY ELA & Math



## Proficiency: 2017 SCPASS Science & Social Studies



## MS End of Course (C or Higher)



# Jerry Zucker Middle School Science

## RESULTS BY ETHNICITY

Spring 2017 MAP Percent Met 1.0 Year Growth

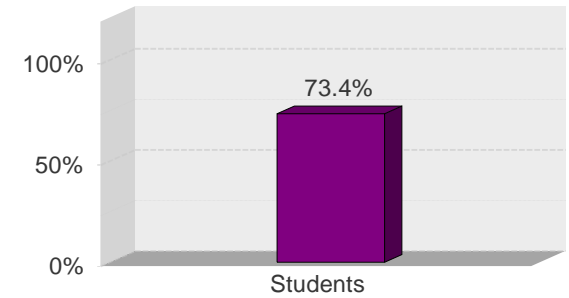
		Number Tested	Black	Hispanic	White	Other
GR 6	Math	Number Tested	102	33	8	5
GR 6	Math	Percent Met/Exceeded	49.0%	48.5%	50.0%	80.0%
GR 6	Reading	Number Tested	102	34	8	7
GR 6	Reading	Percent Met/Exceeded	45.1%	76.5%	37.5%	71.4%
GR 7	Math	Number Tested	96	36	15	8
GR 7	Math	Percent Met/Exceeded	46.9%	47.2%	46.7%	50.0%
GR 7	Reading	Number Tested	96	37	15	8
GR 7	Reading	Percent Met/Exceeded	44.8%	37.8%	53.3%	50.0%
GR 8	Math	Number Tested	87	44	15	2
GR 8	Math	Percent Met/Exceeded	48.3%	50.0%	33.3%	50.0%
GR 8	Reading	Number Tested	87	43	15	2
GR 8	Reading	Percent Met/Exceeded	51.7%	51.2%	73.3%	50.0%
All	Math	Number Tested	285	113	38	15
All	Math	Percent Met/Exceeded	48.1%	48.7%	42.1%	60.0%
All	Reading	Number Tested	285	114	38	17
All	Reading	Percent Met/Exceeded	47.0%	54.4%	57.9%	64.7%

## STUDENT ENGAGEMENT

Students in Extracurriculars

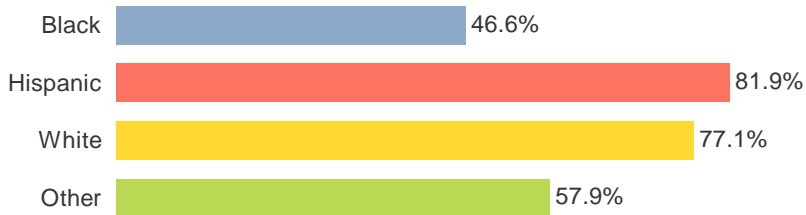
No data to display

Student Satisfaction with Learning Environment



## CITIZENSHIP FACTORS

Percent Without Level 2 or 3 Referrals



Out of School Suspensions

