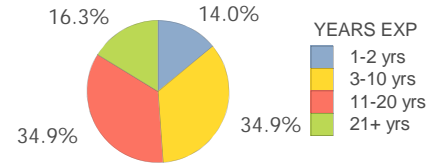


C E Williams Middle Creative Arts

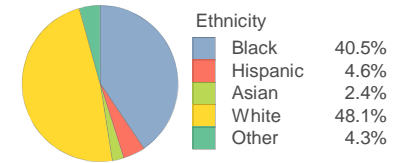
SCHOOL DEMOGRAPHICS

Total 2016-17 Enrollment 624	Poverty Index 54.1	Gifted Academic 24.7%	% Arts Participation/Enrollment 63.3%	
Student Retentions 0.3%	% Overage by 1 or more years 10.6%	% English Lang. Learner 5.3%	% Special Education 9.9%	% Plan 504 7.1%

Teacher Experience

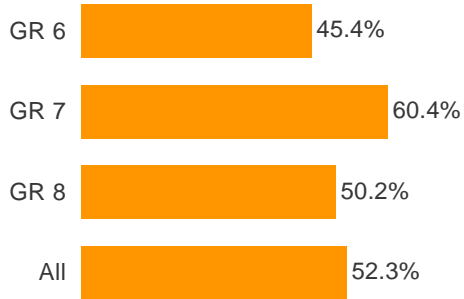


Student Ethnicity

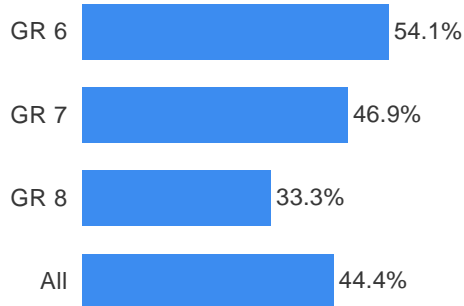


Percent of Students Meeting or Exceeding 1.0 Year Growth

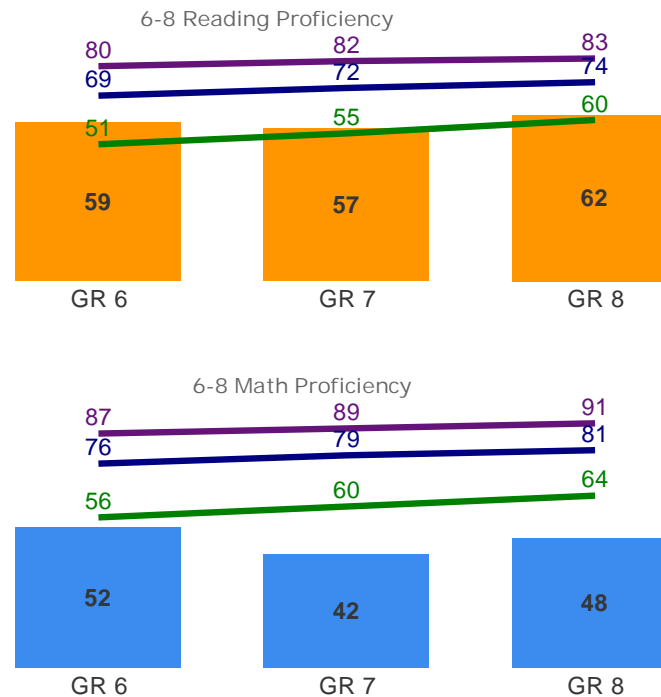
MAP Reading 2016-17



MAP Math 2016-17

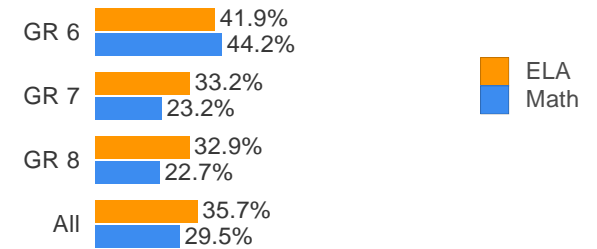


MAP Spring 2017 Median Student Percentile Rank

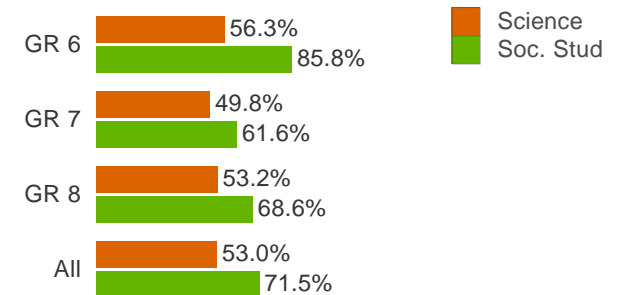


Green: Percentile that predicts College/Career Ready (ACT 20)
 Blue: Percentile that predicts LIFE Scholarship (ACT 24)
 Purple: Percentile that predicts Palmetto Fellows Scholarship (ACT 27)

Proficiency: 2017 SC READY ELA & Math



Proficiency: 2017 SCPASS Science & Social Studies



MS End of Course (C or Higher)



C E Williams Middle Creative Arts

RESULTS BY ETHNICITY

Spring 2017 MAP Percent Met 1.0 Year Growth

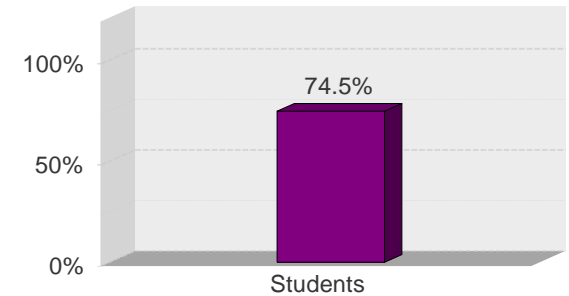
		Number Tested	Black	Hispanic	White	Other
GR 6	Math	Number Tested	68	7	99	11
GR 6	Math	Percent Met/Exceeded	38.2%	57.1%	63.6%	63.6%
GR 6	Reading	Number Tested	67	7	99	10
GR 6	Reading	Percent Met/Exceeded	46.3%	28.6%	45.5%	20.0%
GR 7	Math	Number Tested	89	14	88	15
GR 7	Math	Percent Met/Exceeded	39.3%	50.0%	51.1%	60.0%
GR 7	Reading	Number Tested	89	14	88	15
GR 7	Reading	Percent Met/Exceeded	59.6%	64.3%	59.1%	46.7%
GR 8	Math	Number Tested	82	8	104	15
GR 8	Math	Percent Met/Exceeded	28.0%	25.0%	37.5%	33.3%
GR 8	Reading	Number Tested	81	9	103	15
GR 8	Reading	Percent Met/Exceeded	42.0%	77.8%	56.3%	33.3%
All	Math	Number Tested	239	29	291	41
All	Math	Percent Met/Exceeded	35.1%	44.8%	50.5%	51.2%
All	Reading	Number Tested	237	30	290	40
All	Reading	Percent Met/Exceeded	49.8%	60.0%	53.4%	52.5%

STUDENT ENGAGEMENT

Students in Extracurriculars


No data to display

Student Satisfaction with Learning Environment



CITIZENSHIP FACTORS

Percent Without Level 2 or 3 Referrals



Out of School Suspensions

